


EXTERNAL TRANSFER REGISTRATION PROCEDURES

Inter-institutional horizontal transfer is carried out between equivalent undergraduate programs at universities in accordance with quotas approved by the Council of Higher Education (YÖK). This guide summarizes the basic steps in the transfer process to Ibn Haldun University.



Step 1:
**Pre-Application
Preparation**




1) Review the conditions and quotas

Please visit the Student Affairs webpage on the dates specified in the academic calendar.



Step 2:
**Application
procedures**



2) Submit your application

Please submit your application by following the instructions on the website during the dates specified in the academic calendar.




Step 3:
**Acceptance and
Registration**



3) Post-Acceptance Process

Your fee and scholarship status will be communicated to you in the acceptance letter following the board of directors' decision.




4) Registration and Course Transfer

After registration, your courses will be entered into the system based on the decision of the Equivalency Committee.



Detailed
Information



For More Information
and Latest
Announcements,
Please Visit:

<https://oidb.ihu.edu.tr/tr>

Scan the
QR code
to access
the website.

